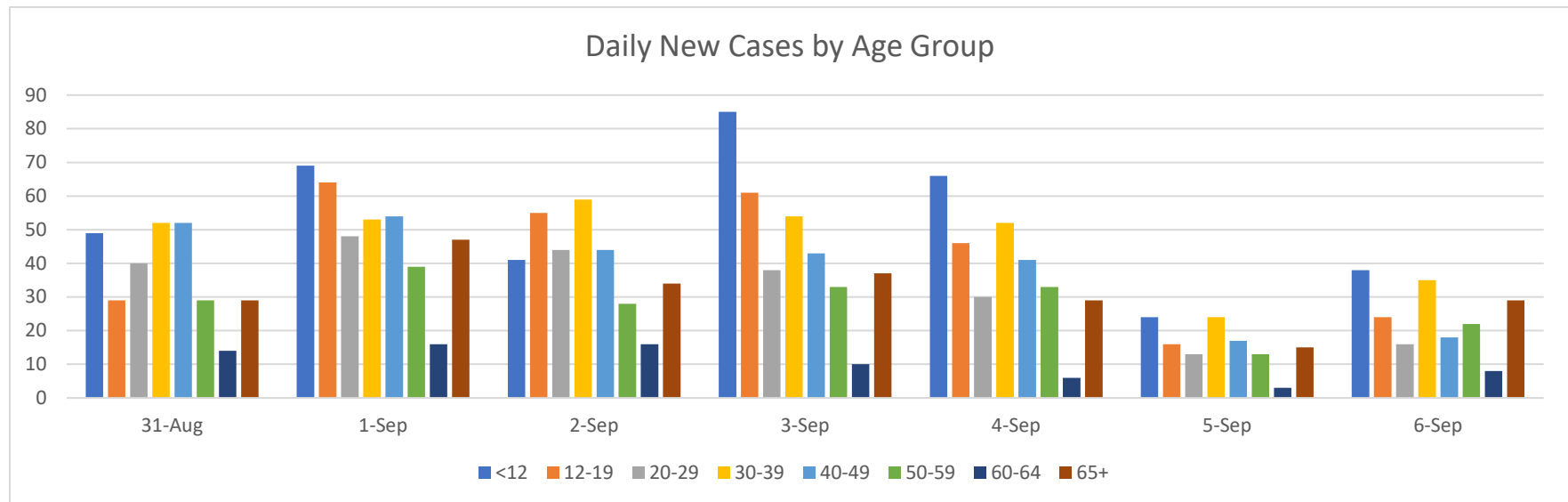


# Epidemiology COVID-19 Summary, St. Lucie County

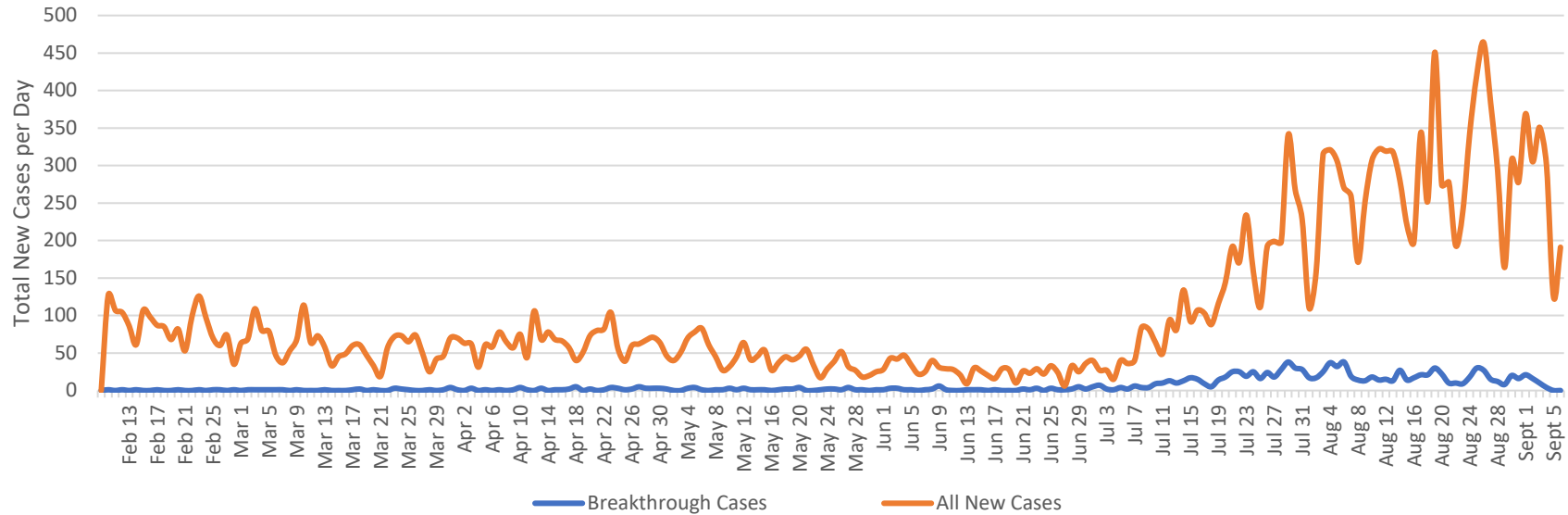
September 7, 2021

Through the end of day September 6, 2021, St. Lucie County has had 43,387 Florida resident cases of COVID-19 reported. There are an additional 290 non-Florida cases counted in our overall case count, 43,677.

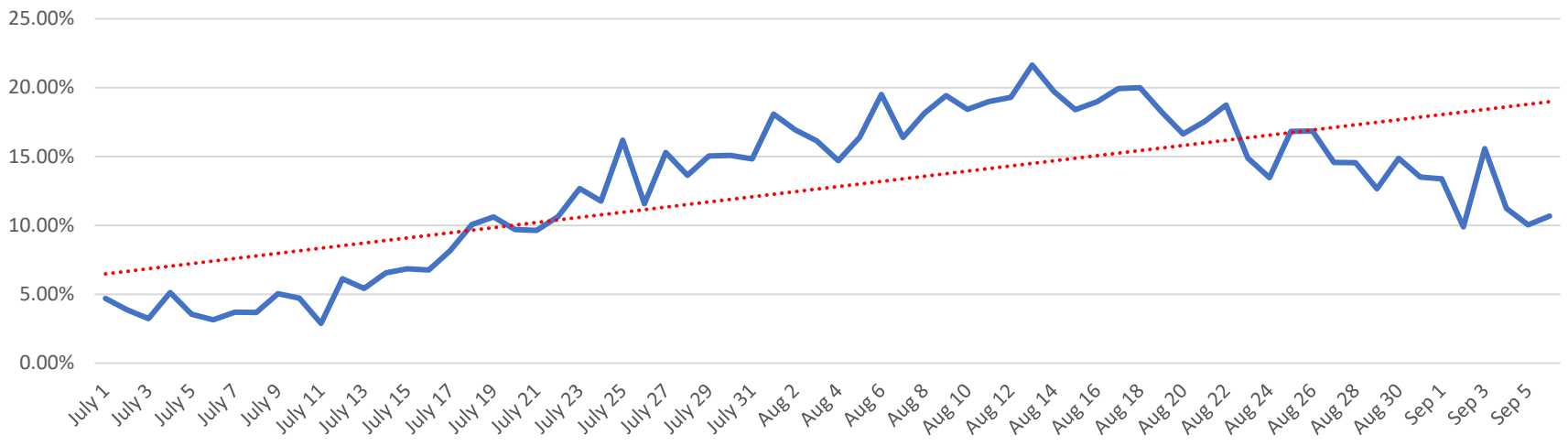
St. Lucie County		Cumulative			Daily new cases							Cases per 100,000 (7-day rolling)
Age Group	2021 population	People vaccinated	Percent vaccinated	Total cases	31-Aug	1-Sep	2-Sep	3-Sep	4-Sep	5-Sep	6-Sep	
12+	281,241	184,941	66%	39,844	245	321	280	276	237	101	152	573
<b>Total</b>	<b>322,154</b>	<b>184,941</b>	<b>57%</b>	<b>43,387</b>	<b>294</b>	<b>390</b>	<b>321</b>	<b>361</b>	<b>304</b>	<b>125</b>	<b>191</b>	<b>616</b>
<12	40,913	0	0%	3533	49	69	41	85	66	24	38	909
12-19	28,523	12,641	44%	4287	29	64	55	61	46	16	24	1,034
20-29	35,266	14,178	40%	6822	40	48	44	38	30	13	16	649
30-39	36,046	17,204	48%	7315	52	53	59	54	52	24	35	913
40-49	36,321	21,384	59%	6422	52	54	44	43	41	17	18	741
50-59	42,826	29,867	70%	5940	29	39	28	33	33	13	22	460
60-64	22,843	18,845	82%	2576	14	16	16	10	6	3	8	320
65+	79,416	70,822	89%	6482	29	47	34	37	29	15	29	277
Unknown				10					1		1	



### COVID-19 Cases and Breakthrough Cases, SLC



### Percent all SLC ED visits for COVID-19 or COVID-Like-Illness, July 1, 2021 to present



	31-Aug	1-Sep	2-Sep	3-Sep	4-Sep	5-Sep	6-Sep
<b>Community indicators of transmission</b>							
Cumulative number of new cases per 100,000 in <b>last 7 days</b> (rolling)							616
Number of new cases per 100,000, <b>daily</b>	91	121	100	112	94	39	59
Percentage of positive PCR or antigen test in <b>last 7 days</b> (rolling)	23.60%	22.74%	22.27%	22.27%	21.78%	21.06%	20.86%
Percentage of positive PCR or antigen test, <b>daily</b>	23.21%	20.19%	21.16%	19.69%	21.38%	14.22%	23.10%
Level of community indicators of transmission *	High	High	High	High	High	High	High
<b>Breakthrough cases</b>							
Cumulative fully vaccinated cases (breakthrough cases) ^							1,264
New fully vaccinated cases (breakthrough cases) ^	16	21	16	10	4	0	0
Breakthrough cases as a percent of new daily cases^	5.44%	5.38%	4.98%	2.77%	1.32%	0.00%	0.00%
<b>Schools</b>							
Schools – K-12 Public School students currently on isolation^^	209	241	219				93
Schools – K-12 Public School students currently on quarantine^^	445	450	438				336
<b>Total</b> K-12 public school students out of school^^	654	691	657				429
<b>Daily vaccine doses administered</b>							
Number of persons who received their first dose	385	423	413	431	340	253	50
Number of persons who completed the series	722	606	668	709	453	301	32

**Variants:**

Five (5) SARS-CoV2 variants have been identified in St. Lucie County; variants of interest B.427 and B.429 were last identified in April 2021; and variants of concern, B.1.1.7, P.1, B.1.617.2 (Delta), and Delta lineages, are currently circulating. For more information on variants please go to <https://www.cdc.gov/coronavirus/2019-ncov/variants/variant-info.html>

**Notes:**

All counts are based on reports received by the health department through the date shown. Total case counts may include non-Florida cases (cases tested or identified in St. Lucie County that have permanent addresses outside of Florida) that were counted in St. Lucie. Prior date counts may change as additional information is received.

Cumulative totals are shown for current day only.

Vaccinated and percent vaccinated counts individuals in first dose or series complete categories, a person can be only be in one category and will not be counted twice.

\* <https://www.cdc.gov/coronavirus/2019-ncov/hcp/testing-overview.html>

\*\*Report and verification of deaths can be delayed by several days to weeks. After additional investigation some deaths may be excluded after showing in this count.

^Vaccination verification for new cases can take several days from the original report date of the case. Breakthrough cases are defined as cases with a positive PCR or antigen test (antigen tests included starting August 13, 2021) >14 days after vaccine series is complete.

^^These totals can only be used as estimates. DOH-SL students on isolation or quarantine counts differ from St. Lucie County School District counts as both lists are reviewed and modified by the schools and by DOH-SL continually throughout each day.